README file for the supplement material

---

1. "192-SyntheticData.pdf": pdf file for the results of 192 synthetic data sets shown in the paper.

Filename format explanation: "function type"_Noise="noise parameter"_Outlier="outlier parameter"_ratio="aspect ratio"..., where
function type={gamma(2,16), gaussian2, sinx, ln(x), gaussian5, x^2}, noise parameter={0, 0.25, 0.5 0.75}, outlier parameter={0, 1} and aspect ratio={0.25, 1, 4, optimum generated by banking to 45 degree}.

2. "28-OutlierData.pdf": pdf file for the results of 28 outlier data sets shown in the paper.

Filename format explanation: "function type"_Noise=0_Outlier="outlier parameter"_ratio=1..., where
Function type= {gamma(2,16), sinx, gaussian5, x^2}, noise parameter=0, outlier parameter={0, 0.02, 0.05, 0.1, 0.15, 0.2, 0.25} and aspect ratio=1.

3. Detail explanation:

distance(point,trend): EMD distance between point density field and LOESS fit trend density field.
distance(line,trend): EMD distance between line density field and LOESS fit trend density field.
Algorithm choice: Our algorithm's choice
User choice: User's choice

192 Synthetic Data Comparison Results

ID	ScatterPlot	PointDensityField	LineGraph	LineDensityField	LoessFit	LoessFitDensityField
sinx_Noise=0.25_Outlier=0_ratio=0.12 distance(point, trend): 30630.663448 distance(line, trend): 38085.049976 Algorithm choice: **Scatter Plot** User choice: **Both Good**					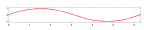	
sinx_Noise=0.25_Outlier=0_ratio=0.25 distance(point, trend): 26999.323394 distance(line, trend): 47230.663960 Algorithm choice: **Scatter Plot** User choice: **Both Good**					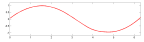	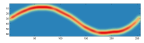
sinx_Noise=0.25_Outlier=0_ratio=1 distance(point, trend): 1529121.615231 distance(line, trend): 1267858.051238 Algorithm choice: **Line Graph** User choice: **Both Good**	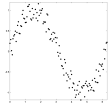	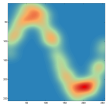	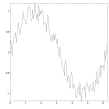	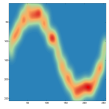		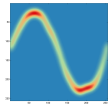
sinx_Noise=0.25_Outlier=0_ratio=4 distance(point, trend): 300536.403700 distance(line, trend): 174570.485462 Algorithm choice: **Line Graph** User choice: **Line Graph**					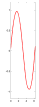	
sinx_Noise=0.25_Outlier=1_ratio=0.11 distance(point, trend): 26668.367549 distance(line, trend): 93755.074341 Algorithm choice: **Scatter Plot** User choice: **Scatter Plot**	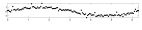					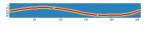
sinx_Noise=0.25_Outlier=1_ratio=0.25 distance(point, trend): 52874.952573 distance(line, trend): 280271.815149 Algorithm choice: **Scatter Plot** User choice: **Scatter Plot**					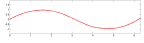	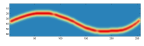
sinx_Noise=0.25_Outlier=1_ratio=1 distance(point, trend): 1050276.771126 distance(line, trend): 1307087.391632 Algorithm choice: **Scatter Plot** User choice: **Scatter Plot**	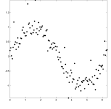	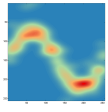	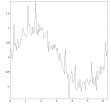	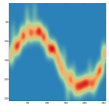	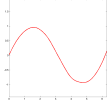	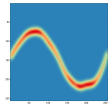
sinx_Noise=0.25_Outlier=1_ratio=4 distance(point, trend): 253537.310482 distance(line, trend): 170826.438178 Algorithm choice: **Line Graph** User choice: **Line Graph**		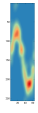	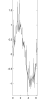		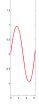	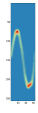

ID	ScatterPlot	PointDensityField	LineGraph	LineDensityField	LoessFit	LoessFitDensityField
sinx_Noise=0.5_Outlier=0_ratio=0.1 distance(point, trend): 89828.194899 distance(line, trend): 85704.278622 Algorithm choice: **Line Graph** User choice: **Both Good**						
sinx_Noise=0.5_Outlier=0_ratio=0.25 distance(point, trend): 277550.299147 distance(line, trend): 320040.928511 Algorithm choice: **Scatter Plot** User choice: **Both Good**					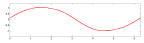	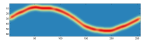
sinx_Noise=0.5_Outlier=0_ratio=1 distance(point, trend): 1803050.363159 distance(line, trend): 2550349.098542 Algorithm choice: **Scatter Plot** User choice: **Line Graph**	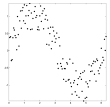	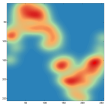	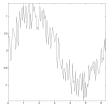	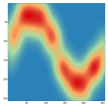	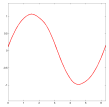	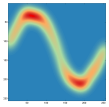
sinx_Noise=0.5_Outlier=0_ratio=4 distance(point, trend): 494847.447961 distance(line, trend): 332660.390961 Algorithm choice: **Line Graph** User choice: **Line Graph**		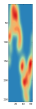			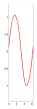	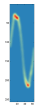
sinx_Noise=0.5_Outlier=1_ratio=0.1 distance(point, trend): 75638.080843 distance(line, trend): 82797.246261 Algorithm choice: **Scatter Plot** User choice: **Both Good**	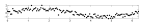			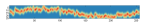		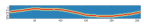
sinx_Noise=0.5_Outlier=1_ratio=0.25 distance(point, trend): 211752.980456 distance(line, trend): 316303.764890 Algorithm choice: **Scatter Plot** User choice: **Both Good**					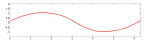	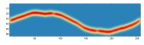
sinx_Noise=0.5_Outlier=1_ratio=1 distance(point, trend): 1480227.439852 distance(line, trend): 2763710.628915 Algorithm choice: **Scatter Plot** User choice: **Both Bad**	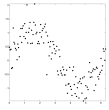	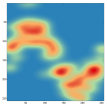	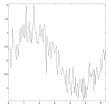	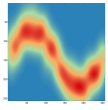	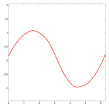	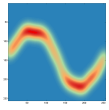
sinx_Noise=0.5_Outlier=1_ratio=4 distance(point, trend): 498223.415299 distance(line, trend): 344562.090732 Algorithm choice: **Line Graph** User choice: **Line Graph**				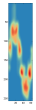	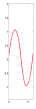	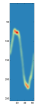

ID	ScatterPlot	PointDensityField	LineGraph	LineDensityField	LoessFit	LoessFitDensityField
sinx_Noise=0.75_Outlier=0_ratio=0.1 distance(point, trend): 90141.808626 distance(line, trend): 88861.789000 Algorithm choice: **Line Graph** User choice: **Both Good**						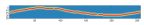
sinx_Noise=0.75_Outlier=0_ratio=0.25 distance(point, trend): 255984.143646 distance(line, trend): 331192.874430 Algorithm choice: **Scatter Plot** User choice: **Both Good**				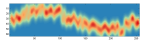	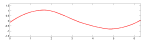	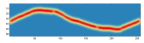
sinx_Noise=0.75_Outlier=0_ratio=1 distance(point, trend): 1679695.349125 distance(line, trend): 3035339.490719 Algorithm choice: **Scatter Plot** User choice: **Line Graph**	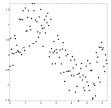		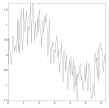	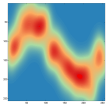	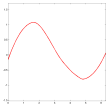	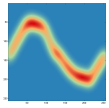
sinx_Noise=0.75_Outlier=0_ratio=4 distance(point, trend): 484120.523907 distance(line, trend): 383228.929647 Algorithm choice: **Line Graph** User choice: **Line Graph**		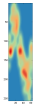			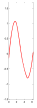	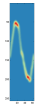
sinx_Noise=0.75_Outlier=1_ratio=0.1 distance(point, trend): 82480.431063 distance(line, trend): 62094.695092 Algorithm choice: **Line Graph** User choice: **Both Good**	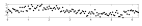					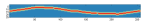
sinx_Noise=0.75_Outlier=1_ratio=0.25 distance(point, trend): 215701.270318 distance(line, trend): 292975.726765 Algorithm choice: **Scatter Plot** User choice: **Line Graph**					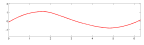	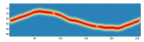
sinx_Noise=0.75_Outlier=1_ratio=1 distance(point, trend): 1397732.304538 distance(line, trend): 2865192.289787 Algorithm choice: **Scatter Plot** User choice: **Line Graph**	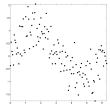	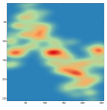	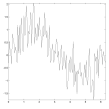	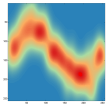	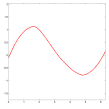	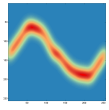
sinx_Noise=0.75_Outlier=1_ratio=4 distance(point, trend): 457137.102191 distance(line, trend): 344286.960473 Algorithm choice: **Line Graph** User choice: **Line Graph**				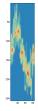	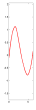	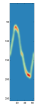

ID	ScatterPlot	PointDensityField	LineGraph	LineDensityField	LoessFit	LoessFitDensityField
sinx_Noise=0_Outlier=0_ratio=0.25 distance(point, trend): 175579.584655 distance(line, trend): 140397.994489 Algorithm choice: **Line Graph** User choice: **Both Good**	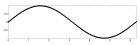		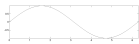	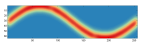	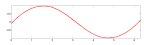	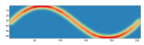
sinx_Noise=0_Outlier=0_ratio=0.5 distance(point, trend): 429266.873340 distance(line, trend): 325286.397056 Algorithm choice: **Line Graph** User choice: **Both Good**	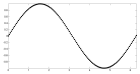	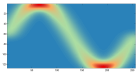	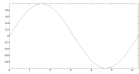	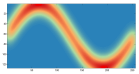	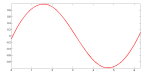	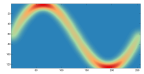
sinx_Noise=0_Outlier=0_ratio=1 distance(point, trend): 1128355.113492 distance(line, trend): 871209.722345 Algorithm choice: **Line Graph** User choice: **Both Good**		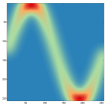		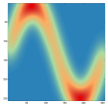		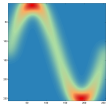
sinx_Noise=0_Outlier=0_ratio=4 distance(point, trend): 285736.125647 distance(line, trend): 38738.093393 Algorithm choice: **Line Graph** User choice: **Line Graph**					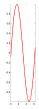	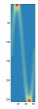
sinx_Noise=0_Outlier=1_ratio=0.18 distance(point, trend): 69359.969403 distance(line, trend): 180017.322664 Algorithm choice: **Scatter Plot** User choice: **Scatter Plot**						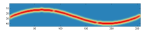
sinx_Noise=0_Outlier=1_ratio=0.25 distance(point, trend): 98440.938555 distance(line, trend): 316145.699166 Algorithm choice: **Scatter Plot** User choice: **Scatter Plot**	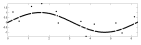				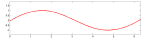	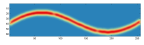
sinx_Noise=0_Outlier=1_ratio=1 distance(point, trend): 710973.839849 distance(line, trend): 2140298.817169 Algorithm choice: **Scatter Plot** User choice: **Scatter Plot**	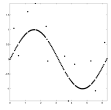	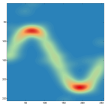		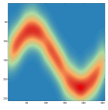	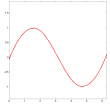	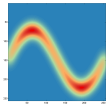
sinx_Noise=0_Outlier=1_ratio=4 distance(point, trend): 166159.848246 distance(line, trend): 92759.535682 Algorithm choice: **Line Graph** User choice: **Scatter Plot**		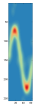		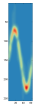	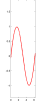	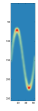

ID	ScatterPlot	PointDensityField	LineGraph	LineDensityField	LoessFit	LoessFitDensityField
x2_Noise=0.25_Outlier=0_ratio=0.1 distance(point, trend): 79127.152671 distance(line, trend): 46824.859841 Algorithm choice: **Line Graph** User choice: **Both Good**		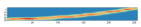				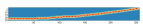
x2_Noise=0.25_Outlier=0_ratio=0.25 distance(point, trend): 203204.561392 distance(line, trend): 185574.733933 Algorithm choice: **Line Graph** User choice: **Both Good**	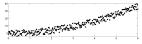		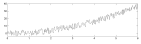			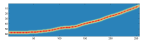
x2_Noise=0.25_Outlier=0_ratio=1 distance(point, trend): 180147.507030 distance(line, trend): 212531.933113 Algorithm choice: **Scatter Plot** User choice: **Both Good**	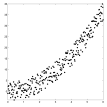	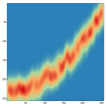	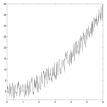	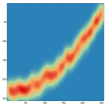	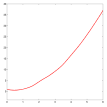	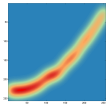
x2_Noise=0.25_Outlier=0_ratio=4 distance(point, trend): 321583.929247 distance(line, trend): 279708.527343 Algorithm choice: **Line Graph** User choice: **Both Good**		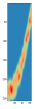		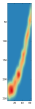		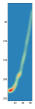
x2_Noise=0.25_Outlier=1_ratio=0.1 distance(point, trend): 6004.303513 distance(line, trend): 93081.697363 Algorithm choice: **Scatter Plot** User choice: **Scatter Plot**						
x2_Noise=0.25_Outlier=1_ratio=0.25 distance(point, trend): 102699.321431 distance(line, trend): 333730.302710 Algorithm choice: **Scatter Plot** User choice: **Scatter Plot**	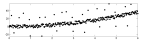	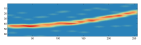		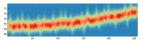		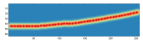
x2_Noise=0.25_Outlier=1_ratio=1 distance(point, trend): 782895.459885 distance(line, trend): 2497971.510453 Algorithm choice: **Scatter Plot** User choice: **Scatter Plot**			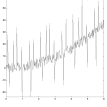	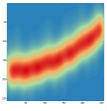	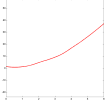	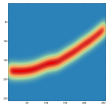
x2_Noise=0.25_Outlier=1_ratio=4 distance(point, trend): 153778.541758 distance(line, trend): 171111.419910 Algorithm choice: **Scatter Plot** User choice: **Scatter Plot**					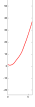	

ID	ScatterPlot	PointDensityField	LineGraph	LineDensityField	LoessFit	LoessFitDensityField
x2_Noise=0.5_Outlier=0_ratio=0.1 distance(point, trend): 111687.061935 distance(line, trend): 49382.550759 Algorithm choice: **Line Graph** User choice: **Both Good**	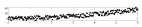			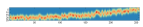		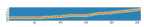
x2_Noise=0.5_Outlier=0_ratio=0.25 distance(point, trend): 289090.742136 distance(line, trend): 186387.261725 Algorithm choice: **Line Graph** User choice: **Both Good**			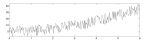	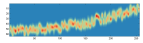		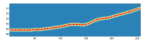
x2_Noise=0.5_Outlier=0_ratio=1 distance(point, trend): 1854296.071944 distance(line, trend): 1970064.045475 Algorithm choice: **Scatter Plot** User choice: **Both Good**	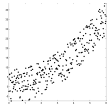		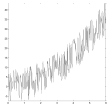	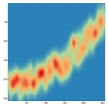	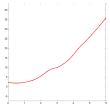	
x2_Noise=0.5_Outlier=0_ratio=4 distance(point, trend): 450465.971096 distance(line, trend): 276793.654190 Algorithm choice: **Line Graph** User choice: **Both Good**		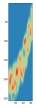	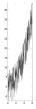	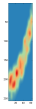	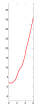	
x2_Noise=0.5_Outlier=1_ratio=0.1 distance(point, trend): 66917.307654 distance(line, trend): 35798.707380 Algorithm choice: **Line Graph** User choice: **Scatter Plot**	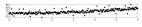					
x2_Noise=0.5_Outlier=1_ratio=0.25 distance(point, trend): 50692.456078 distance(line, trend): 360604.244728 Algorithm choice: **Scatter Plot** User choice: **Scatter Plot**	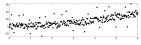			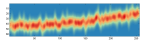		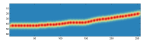
x2_Noise=0.5_Outlier=1_ratio=1 distance(point, trend): 833898.711688 distance(line, trend): 1568467.607841 Algorithm choice: **Scatter Plot** User choice: **Scatter Plot**	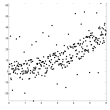	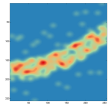	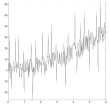	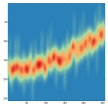	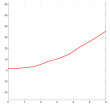	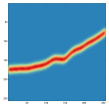
x2_Noise=0.5_Outlier=1_ratio=4 distance(point, trend): 221371.601609 distance(line, trend): 232153.759502 Algorithm choice: **Scatter Plot** User choice: **Scatter Plot**				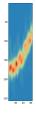	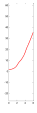	

ID	ScatterPlot	PointDensityField	LineGraph	LineDensityField	LoessFit	LoessFitDensityField
x2_Noise=0.75_Outlier=0_ratio=0.1 distance(point, trend): 84483.863971 distance(line, trend): 96015.149509 Algorithm choice: **Scatter Plot** User choice: **Both Good**	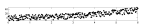					
x2_Noise=0.75_Outlier=0_ratio=0.25 distance(point, trend): 145967.007451 distance(line, trend): 375574.768440 Algorithm choice: **Scatter Plot** User choice: **Both Good**			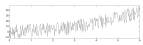	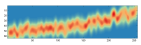		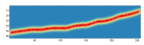
x2_Noise=0.75_Outlier=0_ratio=1 distance(point, trend): 2027182.116958 distance(line, trend): 2679299.992498 Algorithm choice: **Scatter Plot** User choice: **Both Good**	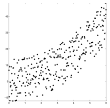	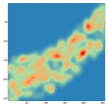	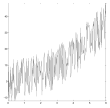	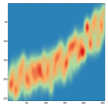	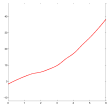	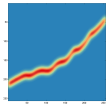
x2_Noise=0.75_Outlier=0_ratio=4 distance(point, trend): 426630.746016 distance(line, trend): 493235.186772 Algorithm choice: **Scatter Plot** User choice: **Both Good**		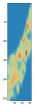		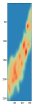	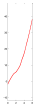	
x2_Noise=0.75_Outlier=1_ratio=0.1 distance(point, trend): 99124.357291 distance(line, trend): 35757.457334 Algorithm choice: **Line Graph** User choice: **Line Graph**	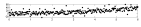					
x2_Noise=0.75_Outlier=1_ratio=0.25 distance(point, trend): 70598.319206 distance(line, trend): 379729.672476 Algorithm choice: **Scatter Plot** User choice: **Scatter Plot**			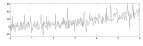	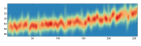		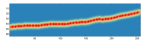
x2_Noise=0.75_Outlier=1_ratio=1 distance(point, trend): 1252084.640537 distance(line, trend): 2066269.523764 Algorithm choice: **Scatter Plot** User choice: **Scatter Plot**	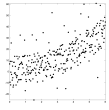		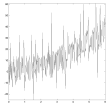	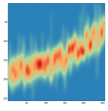	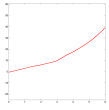	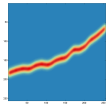
x2_Noise=0.75_Outlier=1_ratio=4 distance(point, trend): 287895.610214 distance(line, trend): 345885.345469 Algorithm choice: **Scatter Plot** User choice: **Scatter Plot**				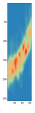	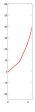	

ID	ScatterPlot	PointDensityField	LineGraph	LineDensityField	LoessFit	LoessFitDensityField
x2_Noise=0_Outlier=0_ratio=0.25 distance(point, trend): 7965.784638 distance(line, trend): 5957.159574 Algorithm choice: **Line Graph** User choice: **Both Good**		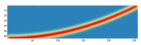	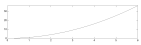	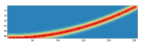	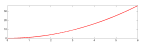	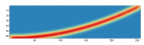
x2_Noise=0_Outlier=0_ratio=1.01 distance(point, trend): 111329.979541 distance(line, trend): 93500.746743 Algorithm choice: **Line Graph** User choice: **Both Good**		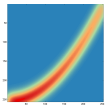	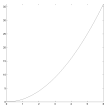	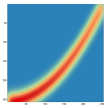	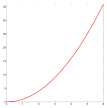	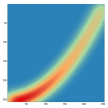
x2_Noise=0_Outlier=0_ratio=1 distance(point, trend): 133196.822278 distance(line, trend): 98870.282757 Algorithm choice: **Line Graph** User choice: **Both Good**		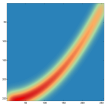	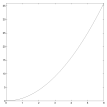	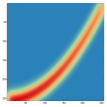	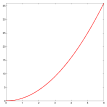	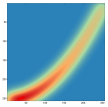
x2_Noise=0_Outlier=0_ratio=4 distance(point, trend): 24138.354714 distance(line, trend): 29689.543137 Algorithm choice: **Scatter Plot** User choice: **Both Good**		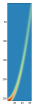		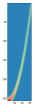		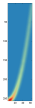
x2_Noise=0_Outlier=1_ratio=0.1 distance(point, trend): 35869.949124 distance(line, trend): 92016.183556 Algorithm choice: **Scatter Plot** User choice: **Scatter Plot**	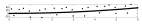					
x2_Noise=0_Outlier=1_ratio=0.25 distance(point, trend): 192263.925006 distance(line, trend): 325828.888722 Algorithm choice: **Scatter Plot** User choice: **Scatter Plot**				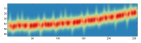		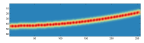
x2_Noise=0_Outlier=1_ratio=1 distance(point, trend): 262050.698258 distance(line, trend): 1088940.045651 Algorithm choice: **Scatter Plot** User choice: **Scatter Plot**	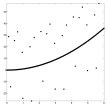	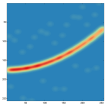		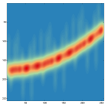	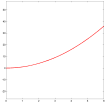	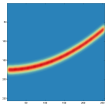
x2_Noise=0_Outlier=1_ratio=4 distance(point, trend): 53614.126623 distance(line, trend): 107406.357185 Algorithm choice: **Scatter Plot** User choice: **Scatter Plot**	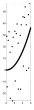				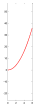	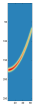

ID	ScatterPlot	PointDensityField	LineGraph	LineDensityField	LoessFit	LoessFitDensityField
gamma(2,16)_Noise=0.25_Outlier=0_ratio=0.14 distance(point, trend): 135012.119143 distance(line, trend): 64214.518996 Algorithm choice: **Line Graph** User choice: **Both Good**						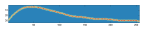
gamma(2,16)_Noise=0.25_Outlier=0_ratio=0.25 distance(point, trend): 245694.635213 distance(line, trend): 152855.484473 Algorithm choice: **Line Graph** User choice: **Both Good**					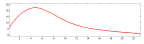	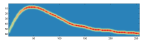
gamma(2,16)_Noise=0.25_Outlier=0_ratio=1 distance(point, trend): 1581573.795324 distance(line, trend): 1312227.218770 Algorithm choice: **Line Graph** User choice: **Both Good**	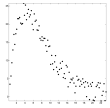	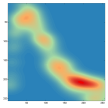		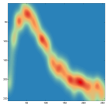	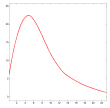	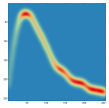
gamma(2,16)_Noise=0.25_Outlier=0_ratio=4 distance(point, trend): 390386.927886 distance(line, trend): 108843.988641 Algorithm choice: **Line Graph** User choice: **Line Graph**						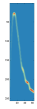
gamma(2,16)_Noise=0.25_Outlier=1_ratio=0.12 distance(point, trend): 9626.516362 distance(line, trend): 123434.475834 Algorithm choice: **Scatter Plot** User choice: **Scatter Plot**						
gamma(2,16)_Noise=0.25_Outlier=1_ratio=0.25 distance(point, trend): 132596.685443 distance(line, trend): 136354.123054 Algorithm choice: **Scatter Plot** User choice: **Scatter Plot**					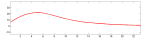	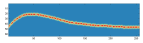
gamma(2,16)_Noise=0.25_Outlier=1_ratio=1 distance(point, trend): 653538.663062 distance(line, trend): 1020637.511727 Algorithm choice: **Scatter Plot** User choice: **Scatter Plot**	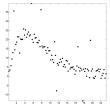		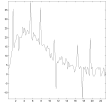	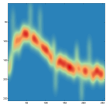	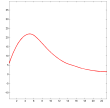	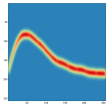
gamma(2,16)_Noise=0.25_Outlier=1_ratio=4 distance(point, trend): 200541.092145 distance(line, trend): 155545.757057 Algorithm choice: **Line Graph** User choice: **Scatter Plot**			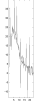	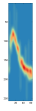	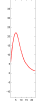	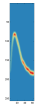

ID	ScatterPlot	PointDensityField	LineGraph	LineDensityField	LoessFit	LoessFitDensityField
gamma(2,16)_Noise=0.5_Outlier=0_ratio=0.1 distance(point, trend): 122513.941185 distance(line, trend): 92698.774624 Algorithm choice: **Line Graph** User choice: **Both Good**						
gamma(2,16)_Noise=0.5_Outlier=0_ratio=0.25 distance(point, trend): 327658.683868 distance(line, trend): 293925.794499 Algorithm choice: **Line Graph** User choice: **Both Good**					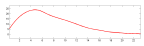	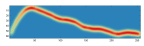
gamma(2,16)_Noise=0.5_Outlier=0_ratio=1 distance(point, trend): 3220371.897830 distance(line, trend): 1630460.346205 Algorithm choice: **Line Graph** User choice: **Line Graph**	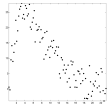		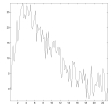	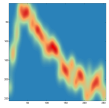	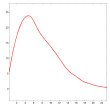	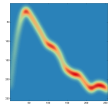
gamma(2,16)_Noise=0.5_Outlier=0_ratio=4 distance(point, trend): 581102.710463 distance(line, trend): 295496.564047 Algorithm choice: **Line Graph** User choice: **Line Graph**			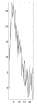		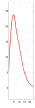	
gamma(2,16)_Noise=0.5_Outlier=1_ratio=0.1 distance(point, trend): 82486.599512 distance(line, trend): 98909.394149 Algorithm choice: **Scatter Plot** User choice: **Both Good**	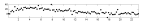			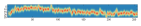		
gamma(2,16)_Noise=0.5_Outlier=1_ratio=0.25 distance(point, trend): 134750.129489 distance(line, trend): 282194.937181 Algorithm choice: **Scatter Plot** User choice: **Scatter Plot**					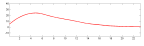	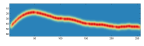
gamma(2,16)_Noise=0.5_Outlier=1_ratio=1 distance(point, trend): 654193.907985 distance(line, trend): 2066906.995957 Algorithm choice: **Scatter Plot** User choice: **Line Graph**	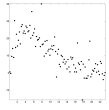	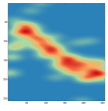	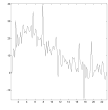	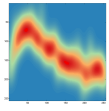	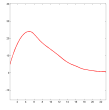	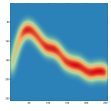
gamma(2,16)_Noise=0.5_Outlier=1_ratio=4 distance(point, trend): 371136.265244 distance(line, trend): 183005.838084 Algorithm choice: **Line Graph** User choice: **Line Graph**				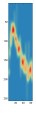		

ID	ScatterPlot	PointDensityField	LineGraph	LineDensityField	LoessFit	LoessFitDensityField
gamma(2,16)_Noise=0.75_Outlier=0_ratio=0.1 distance(point, trend): 131498.732898 distance(line, trend): 92258.854438 Algorithm choice: **Line Graph** User choice: **Both Good**	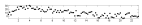			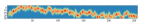		
gamma(2,16)_Noise=0.75_Outlier=0_ratio=0.25 distance(point, trend): 337504.754217 distance(line, trend): 281466.576873 Algorithm choice: **Line Graph** User choice: **Scatter Plot**					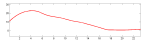	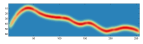
gamma(2,16)_Noise=0.75_Outlier=0_ratio=1 distance(point, trend): 1986386.373261 distance(line, trend): 2277599.730913 Algorithm choice: **Scatter Plot** User choice: **Line Graph**	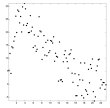	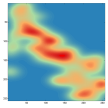	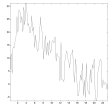	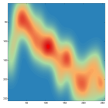	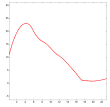	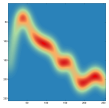
gamma(2,16)_Noise=0.75_Outlier=0_ratio=4 distance(point, trend): 570076.134416 distance(line, trend): 279888.675645 Algorithm choice: **Line Graph** User choice: **Both Good**				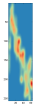	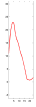	
gamma(2,16)_Noise=0.75_Outlier=1_ratio=0.1 distance(point, trend): 89048.571478 distance(line, trend): 101034.853032 Algorithm choice: **Scatter Plot** User choice: **Both Good**				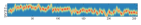		
gamma(2,16)_Noise=0.75_Outlier=1_ratio=0.25 distance(point, trend): 152306.022133 distance(line, trend): 291627.021261 Algorithm choice: **Scatter Plot** User choice: **Both Bad**						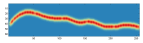
gamma(2,16)_Noise=0.75_Outlier=1_ratio=1 distance(point, trend): 786291.983505 distance(line, trend): 2063377.931887 Algorithm choice: **Scatter Plot** User choice: **Both Bad**	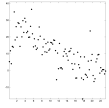	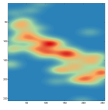	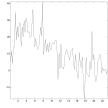	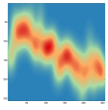	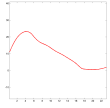	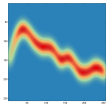
gamma(2,16)_Noise=0.75_Outlier=1_ratio=4 distance(point, trend): 383427.226549 distance(line, trend): 203122.008843 Algorithm choice: **Line Graph** User choice: **Both Bad**				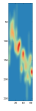	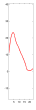	

ID	ScatterPlot	PointDensityField	LineGraph	LineDensityField	LoessFit	LoessFitDensityField
gamma(2,16)_Noise=0_Outlier=0_ratio=0.25 distance(point, trend): 197401.095257 distance(line, trend): 126124.395145 Algorithm choice: **Line Graph** User choice: **Line Graph**	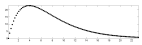	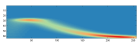			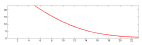	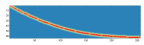
gamma(2,16)_Noise=0_Outlier=0_ratio=0.51 distance(point, trend): 640940.204221 distance(line, trend): 300495.147931 Algorithm choice: **Line Graph** User choice: **Line Graph**	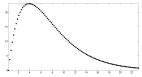		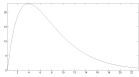		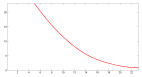	
gamma(2,16)_Noise=0_Outlier=0_ratio=1 distance(point, trend): 1750819.707892 distance(line, trend): 732404.000179 Algorithm choice: **Line Graph** User choice: **Line Graph**	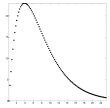	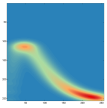	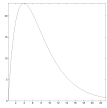	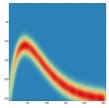	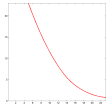	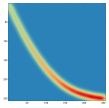
gamma(2,16)_Noise=0_Outlier=0_ratio=4 distance(point, trend): 165267.037239 distance(line, trend): 127711.979515 Algorithm choice: **Line Graph** User choice: **Line Graph**		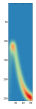		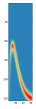		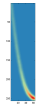
gamma(2,16)_Noise=0_Outlier=1_ratio=0.17 distance(point, trend): 88359.169404 distance(line, trend): 191351.887133 Algorithm choice: **Scatter Plot** User choice: **Scatter Plot**						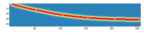
gamma(2,16)_Noise=0_Outlier=1_ratio=0.25 distance(point, trend): 154024.996547 distance(line, trend): 358229.666639 Algorithm choice: **Scatter Plot** User choice: **Scatter Plot**					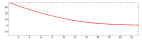	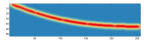
gamma(2,16)_Noise=0_Outlier=1_ratio=1 distance(point, trend): 469671.293850 distance(line, trend): 1239809.766295 Algorithm choice: **Scatter Plot** User choice: **Scatter Plot**	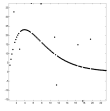		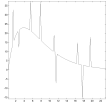	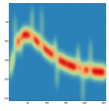	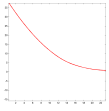	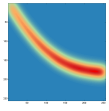
gamma(2,16)_Noise=0_Outlier=1_ratio=4 distance(point, trend): 92202.961570 distance(line, trend): 116199.514819 Algorithm choice: **Scatter Plot** User choice: **Scatter Plot**				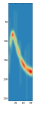	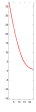	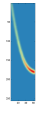

ID	ScatterPlot	PointDensityField	LineGraph	LineDensityField	LoessFit	LoessFitDensityField
gaussian2_Noise=0.25_Outlier=0_ratio=0.1 distance(point, trend): 10823.937609 distance(line, trend): 92128.062494 Algorithm choice: **Scatter Plot** User choice: **Both Good**	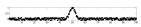					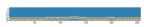
gaussian2_Noise=0.25_Outlier=0_ratio=0.25 distance(point, trend): 109922.232557 distance(line, trend): 336185.700484 Algorithm choice: **Scatter Plot** User choice: **Both Good**	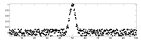		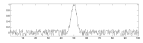	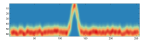		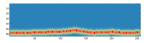
gaussian2_Noise=0.25_Outlier=0_ratio=1 distance(point, trend): 1294118.368797 distance(line, trend): 2295651.269164 Algorithm choice: **Scatter Plot** User choice: **Line Graph**			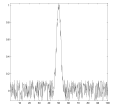	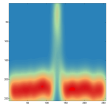		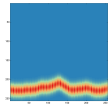
gaussian2_Noise=0.25_Outlier=0_ratio=4 distance(point, trend): 149329.256966 distance(line, trend): 294519.508985 Algorithm choice: **Scatter Plot** User choice: **Line Graph**				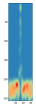		
gaussian2_Noise=0.25_Outlier=1_ratio=0.1 distance(point, trend): 8813.884392 distance(line, trend): 47724.152564 Algorithm choice: **Scatter Plot** User choice: **Scatter Plot**						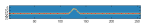
gaussian2_Noise=0.25_Outlier=1_ratio=0.25 distance(point, trend): 197762.353991 distance(line, trend): 385859.428390 Algorithm choice: **Scatter Plot** User choice: **Scatter Plot**	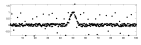		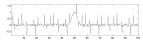	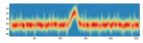	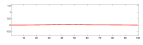	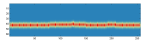
gaussian2_Noise=0.25_Outlier=1_ratio=1 distance(point, trend): 373971.281838 distance(line, trend): 1540711.841721 Algorithm choice: **Scatter Plot** User choice: **Scatter Plot**		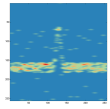		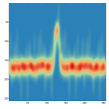		
gaussian2_Noise=0.25_Outlier=1_ratio=4 distance(point, trend): 31140.519468 distance(line, trend): 188515.985317 Algorithm choice: **Scatter Plot** User choice: **Both Bad**				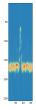		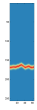

ID	ScatterPlot	PointDensityField	LineGraph	LineDensityField	LoessFit	LoessFitDensityField
gaussian2_Noise=0.5_Outlier=0_ratio=0.1 distance(point, trend): 46620.588383 distance(line, trend): 101807.686920 Algorithm choice: **Scatter Plot** User choice: **Both Good**						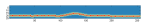
gaussian2_Noise=0.5_Outlier=0_ratio=0.25 distance(point, trend): 101229.034680 distance(line, trend): 390279.167794 Algorithm choice: **Scatter Plot** User choice: **Both Good**			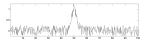	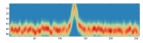		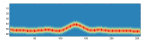
gaussian2_Noise=0.5_Outlier=0_ratio=1 distance(point, trend): 634594.154726 distance(line, trend): 2956072.955380 Algorithm choice: **Scatter Plot** User choice: **Line Graph**		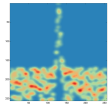	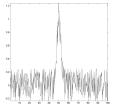	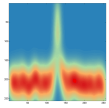	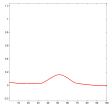	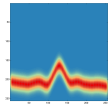
gaussian2_Noise=0.5_Outlier=0_ratio=4 distance(point, trend): 371867.553303 distance(line, trend): 563494.906565 Algorithm choice: **Scatter Plot** User choice: **Both Bad**		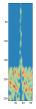		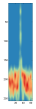		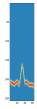
gaussian2_Noise=0.5_Outlier=1_ratio=0.1 distance(point, trend): 30388.686328 distance(line, trend): 93970.837717 Algorithm choice: **Scatter Plot** User choice: **Scatter Plot**	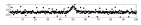			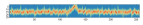		
gaussian2_Noise=0.5_Outlier=1_ratio=0.25 distance(point, trend): 85471.190375 distance(line, trend): 388181.581540 Algorithm choice: **Scatter Plot** User choice: **Scatter Plot**			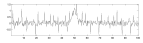	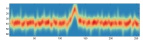		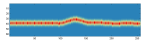
gaussian2_Noise=0.5_Outlier=1_ratio=1 distance(point, trend): 541546.698922 distance(line, trend): 1662747.992257 Algorithm choice: **Scatter Plot** User choice: **Both Bad**		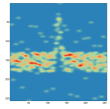	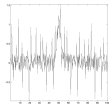	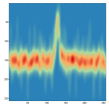	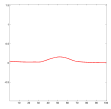	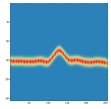
gaussian2_Noise=0.5_Outlier=1_ratio=4 distance(point, trend): 159161.724690 distance(line, trend): 291622.160215 Algorithm choice: **Scatter Plot** User choice: **Both Bad**				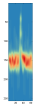		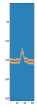

ID	ScatterPlot	PointDensityField	LineGraph	LineDensityField	LoessFit	LoessFitDensityField
gaussian2_Noise=0.75_Outlier=0_ratio=0.1 distance(point, trend): 71499.693265 distance(line, trend): 112512.134190 Algorithm choice: **Scatter Plot** User choice: **Both Good**				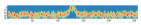		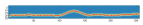
gaussian2_Noise=0.75_Outlier=0_ratio=0.25 distance(point, trend): 209616.768783 distance(line, trend): 435260.918534 Algorithm choice: **Scatter Plot** User choice: **Line Graph**			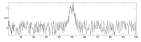	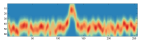	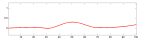	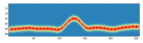
gaussian2_Noise=0.75_Outlier=0_ratio=1 distance(point, trend): 1289910.132383 distance(line, trend): 4001107.161047 Algorithm choice: **Scatter Plot** User choice: **Both Bad**			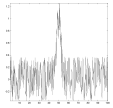	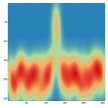	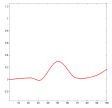	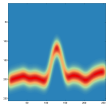
gaussian2_Noise=0.75_Outlier=0_ratio=4 distance(point, trend): 456735.108808 distance(line, trend): 657288.395786 Algorithm choice: **Scatter Plot** User choice: **Both Bad**		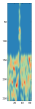		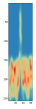		
gaussian2_Noise=0.75_Outlier=1_ratio=0.1 distance(point, trend): 18168.438732 distance(line, trend): 101646.272680 Algorithm choice: **Scatter Plot** User choice: **Both Good**						
gaussian2_Noise=0.75_Outlier=1_ratio=0.25 distance(point, trend): 68447.804473 distance(line, trend): 405839.155334 Algorithm choice: **Scatter Plot** User choice: **Scatter Plot**				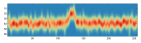		
gaussian2_Noise=0.75_Outlier=1_ratio=1 distance(point, trend): 746522.443832 distance(line, trend): 2814857.500036 Algorithm choice: **Scatter Plot** User choice: **Both Bad**		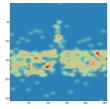		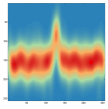	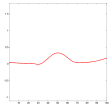	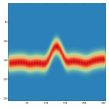
gaussian2_Noise=0.75_Outlier=1_ratio=4 distance(point, trend): 194698.764943 distance(line, trend): 337480.323096 Algorithm choice: **Scatter Plot** User choice: **Both Bad**				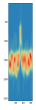		

ID	ScatterPlot	PointDensityField	LineGraph	LineDensityField	LoessFit	LoessFitDensityField
gaussian2_Noise=0_Outlier=0_ratio=0.25 distance(point, trend): 4827.425404 distance(line, trend): 3374.901800 Algorithm choice: **Line Graph** User choice: **Line Graph**	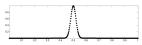	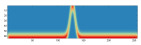	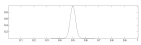			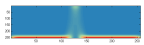
gaussian2_Noise=0_Outlier=0_ratio=0.5 distance(point, trend): 545900.180302 distance(line, trend): 318011.641112 Algorithm choice: **Line Graph** User choice: **Line Graph**	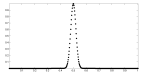	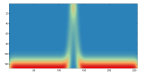		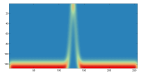	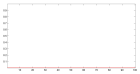	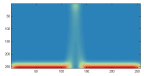
gaussian2_Noise=0_Outlier=0_ratio=1 distance(point, trend): 750645.765061 distance(line, trend): 36632.326369 Algorithm choice: **Line Graph** User choice: **Line Graph**	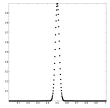			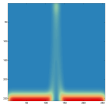		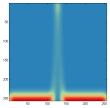
gaussian2_Noise=0_Outlier=0_ratio=4 distance(point, trend): 4080.744445 distance(line, trend): 3148.296877 Algorithm choice: **Line Graph** User choice: **Line Graph**						
gaussian2_Noise=0_Outlier=1_ratio=0.1 distance(point, trend): 101289.067302 distance(line, trend): 17285.589977 Algorithm choice: **Line Graph** User choice: **Scatter Plot**		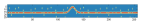				
gaussian2_Noise=0_Outlier=1_ratio=0.25 distance(point, trend): 340108.806652 distance(line, trend): 42164.141667 Algorithm choice: **Line Graph** User choice: **Scatter Plot**	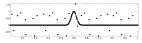			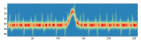		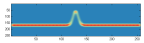
gaussian2_Noise=0_Outlier=1_ratio=1 distance(point, trend): 1148197.433030 distance(line, trend): 93935.182932 Algorithm choice: **Line Graph** User choice: **Scatter Plot**				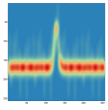		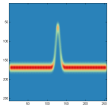
gaussian2_Noise=0_Outlier=1_ratio=4 distance(point, trend): 91491.059917 distance(line, trend): 7338.532787 Algorithm choice: **Line Graph** User choice: **Both Bad**		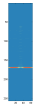			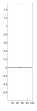	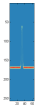

ID	ScatterPlot	PointDensityField	LineGraph	LineDensityField	LoessFit	LoessFitDensityField
gaussian5_Noise=0.25_Outlier=0_ratio=0.1 distance(point, trend): 24958.141771 distance(line, trend): 41210.235510 Algorithm choice: **Scatter Plot** User choice: **Both Good**		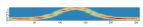		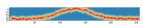		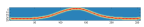
gaussian5_Noise=0.25_Outlier=0_ratio=0.25 distance(point, trend): 44587.583828 distance(line, trend): 62053.653585 Algorithm choice: **Scatter Plot** User choice: **Both Good**	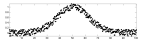		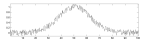	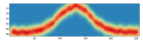	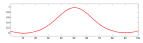	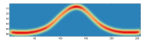
gaussian5_Noise=0.25_Outlier=0_ratio=1 distance(point, trend): 268194.098716 distance(line, trend): 386959.213823 Algorithm choice: **Scatter Plot** User choice: **Both Good**		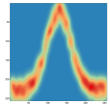	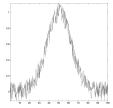	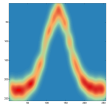	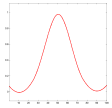	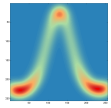
gaussian5_Noise=0.25_Outlier=0_ratio=4 distance(point, trend): 327425.274134 distance(line, trend): 292553.583519 Algorithm choice: **Line Graph** User choice: **Both Good**		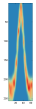			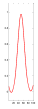	
gaussian5_Noise=0.25_Outlier=1_ratio=0.1 distance(point, trend): 28873.732784 distance(line, trend): 100747.036355 Algorithm choice: **Scatter Plot** User choice: **Scatter Plot**				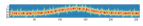		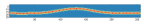
gaussian5_Noise=0.25_Outlier=1_ratio=0.25 distance(point, trend): 137664.423385 distance(line, trend): 337542.825807 Algorithm choice: **Scatter Plot** User choice: **Scatter Plot**			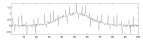	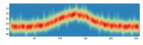		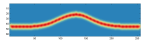
gaussian5_Noise=0.25_Outlier=1_ratio=1 distance(point, trend): 967215.403704 distance(line, trend): 2591119.283928 Algorithm choice: **Scatter Plot** User choice: **Scatter Plot**		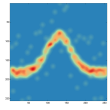	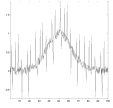	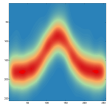	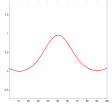	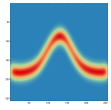
gaussian5_Noise=0.25_Outlier=1_ratio=4 distance(point, trend): 126594.070074 distance(line, trend): 177498.157343 Algorithm choice: **Scatter Plot** User choice: **Scatter Plot**		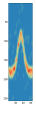		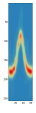	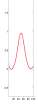	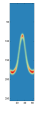

ID	ScatterPlot	PointDensityField	LineGraph	LineDensityField	LoessFit	LoessFitDensityField
gaussian5_Noise=0.5_Outlier=0_ratio=0.1 distance(point, trend): 70514.227702 distance(line, trend): 108329.999407 Algorithm choice: **Scatter Plot** User choice: **Both Good**				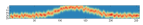		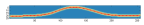
gaussian5_Noise=0.5_Outlier=0_ratio=0.25 distance(point, trend): 172553.227171 distance(line, trend): 352893.010794 Algorithm choice: **Scatter Plot** User choice: **Both Good**			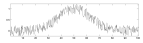		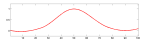	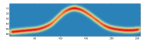
gaussian5_Noise=0.5_Outlier=0_ratio=1 distance(point, trend): 2313046.234027 distance(line, trend): 2350530.705284 Algorithm choice: **Scatter Plot** User choice: **Both Good**		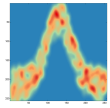	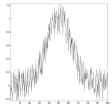	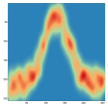	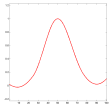	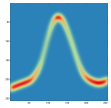
gaussian5_Noise=0.5_Outlier=0_ratio=4 distance(point, trend): 468789.967001 distance(line, trend): 498182.199580 Algorithm choice: **Scatter Plot** User choice: **Both Good**		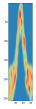	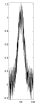	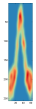	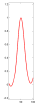	
gaussian5_Noise=0.5_Outlier=1_ratio=0.1 distance(point, trend): 13117.704385 distance(line, trend): 110950.627237 Algorithm choice: **Scatter Plot** User choice: **Scatter Plot**				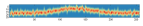		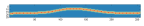
gaussian5_Noise=0.5_Outlier=1_ratio=0.25 distance(point, trend): 67657.236084 distance(line, trend): 343734.912037 Algorithm choice: **Scatter Plot** User choice: **Scatter Plot**			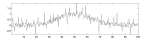			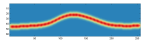
gaussian5_Noise=0.5_Outlier=1_ratio=1 distance(point, trend): 455166.839180 distance(line, trend): 2546356.217116 Algorithm choice: **Scatter Plot** User choice: **Scatter Plot**			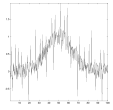	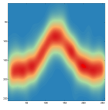	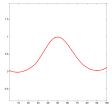	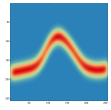
gaussian5_Noise=0.5_Outlier=1_ratio=4 distance(point, trend): 213446.927182 distance(line, trend): 252068.456852 Algorithm choice: **Scatter Plot** User choice: **Scatter Plot**		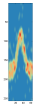		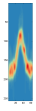	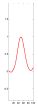	

ID	ScatterPlot	PointDensityField	LineGraph	LineDensityField	LoessFit	LoessFitDensityField
gaussian5_Noise=0.75_Outlier=0_ratio=0.1 distance(point, trend): 84531.117732 distance(line, trend): 114973.464928 Algorithm choice: **Scatter Plot** User choice: **Both Good**				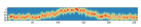		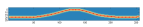
gaussian5_Noise=0.75_Outlier=0_ratio=0.25 distance(point, trend): 214437.586619 distance(line, trend): 422463.865957 Algorithm choice: **Scatter Plot** User choice: **Both Good**			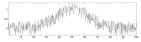		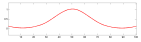	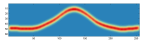
gaussian5_Noise=0.75_Outlier=0_ratio=1 distance(point, trend): 1479638.609182 distance(line, trend): 3682849.963989 Algorithm choice: **Scatter Plot** User choice: **Line Graph**		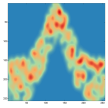	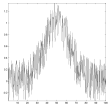	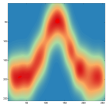	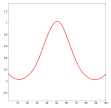	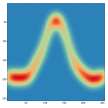
gaussian5_Noise=0.75_Outlier=0_ratio=4 distance(point, trend): 510641.628217 distance(line, trend): 541923.846669 Algorithm choice: **Scatter Plot** User choice: **Line Graph**			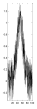	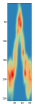	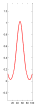	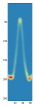
gaussian5_Noise=0.75_Outlier=1_ratio=0.1 distance(point, trend): 38881.559572 distance(line, trend): 106625.111383 Algorithm choice: **Scatter Plot** User choice: **Scatter Plot**				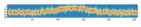	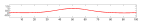	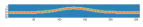
gaussian5_Noise=0.75_Outlier=1_ratio=0.25 distance(point, trend): 52745.871720 distance(line, trend): 359988.617762 Algorithm choice: **Scatter Plot** User choice: **Scatter Plot**				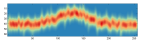		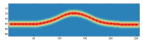
gaussian5_Noise=0.75_Outlier=1_ratio=1 distance(point, trend): 331065.131157 distance(line, trend): 2801673.471995 Algorithm choice: **Scatter Plot** User choice: **Scatter Plot**	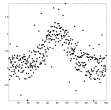	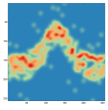	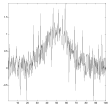	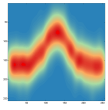	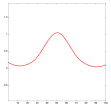	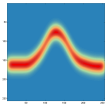
gaussian5_Noise=0.75_Outlier=1_ratio=4 distance(point, trend): 296425.760274 distance(line, trend): 319342.689076 Algorithm choice: **Scatter Plot** User choice: **Scatter Plot**				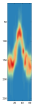	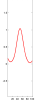	

ID	ScatterPlot	PointDensityField	LineGraph	LineDensityField	LoessFit	LoessFitDensityField
gaussian5_Noise=0_Outlier=0_ratio=0.25 distance(point, trend): 130194.201486 distance(line, trend): 82223.308320 Algorithm choice: **Line Graph** User choice: **Both Good**	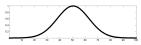	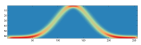	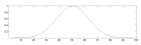	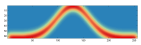	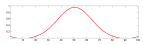	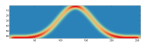
gaussian5_Noise=0_Outlier=0_ratio=0.5 distance(point, trend): 328438.192146 distance(line, trend): 206722.469596 Algorithm choice: **Line Graph** User choice: **Both Good**	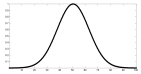	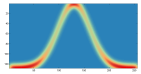	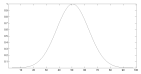	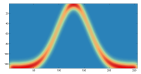	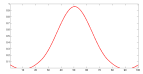	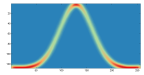
gaussian5_Noise=0_Outlier=0_ratio=1 distance(point, trend): 907230.115421 distance(line, trend): 595270.378827 Algorithm choice: **Line Graph** User choice: **Both Good**	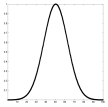	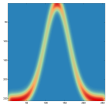	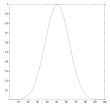	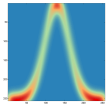	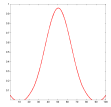	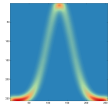
gaussian5_Noise=0_Outlier=0_ratio=4 distance(point, trend): 155665.317906 distance(line, trend): 83691.671906 Algorithm choice: **Line Graph** User choice: **Both Good**						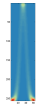
gaussian5_Noise=0_Outlier=1_ratio=0.1 distance(point, trend): 96869.524814 distance(line, trend): 56217.351839 Algorithm choice: **Line Graph** User choice: **Scatter Plot**				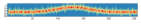		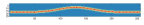
gaussian5_Noise=0_Outlier=1_ratio=0.25 distance(point, trend): 205326.311241 distance(line, trend): 325379.698278 Algorithm choice: **Scatter Plot** User choice: **Scatter Plot**	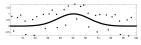		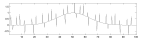			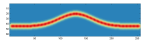
gaussian5_Noise=0_Outlier=1_ratio=1 distance(point, trend): 1404722.259338 distance(line, trend): 2408448.720403 Algorithm choice: **Scatter Plot** User choice: **Scatter Plot**	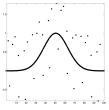	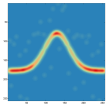		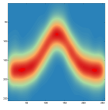	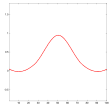	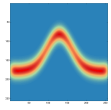
gaussian5_Noise=0_Outlier=1_ratio=4 distance(point, trend): 48737.637662 distance(line, trend): 108973.412322 Algorithm choice: **Scatter Plot** User choice: **Scatter Plot**		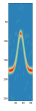		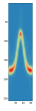	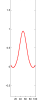	

ID	ScatterPlot	PointDensityField	LineGraph	LineDensityField	LoessFit	LoessFitDensityField
y=ln(x)_Noise=0.25_Outlier=0_ratio=0.17 distance(point, trend): 36265.612918 distance(line, trend): 142710.600070 Algorithm choice: **Scatter Plot** User choice: **Both Good**		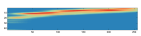		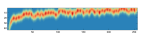		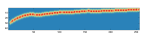
y=ln(x)_Noise=0.25_Outlier=0_ratio=0.25 distance(point, trend): 27567.940854 distance(line, trend): 251982.743708 Algorithm choice: **Scatter Plot** User choice: **Both Good**	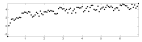				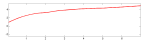	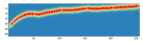
y=ln(x)_Noise=0.25_Outlier=0_ratio=1 distance(point, trend): 175851.897589 distance(line, trend): 1490449.401967 Algorithm choice: **Scatter Plot** User choice: **Line Graph**	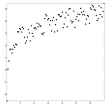		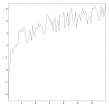	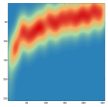	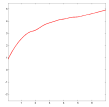	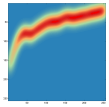
y=ln(x)_Noise=0.25_Outlier=0_ratio=4 distance(point, trend): 133694.447195 distance(line, trend): 81868.469562 Algorithm choice: **Line Graph** User choice: **Line Graph**		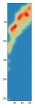		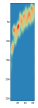		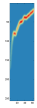
y=ln(x)_Noise=0.25_Outlier=1_ratio=0.11 distance(point, trend): 16002.016029 distance(line, trend): 44892.152565 Algorithm choice: **Scatter Plot** User choice: **Scatter Plot**	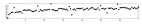			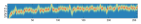		
y=ln(x)_Noise=0.25_Outlier=1_ratio=0.25 distance(point, trend): 50947.894019 distance(line, trend): 267994.419855 Algorithm choice: **Scatter Plot** User choice: **Scatter Plot**					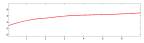	
y=ln(x)_Noise=0.25_Outlier=1_ratio=1 distance(point, trend): 551207.221319 distance(line, trend): 1856644.501134 Algorithm choice: **Scatter Plot** User choice: **Scatter Plot**	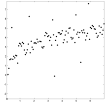		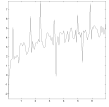	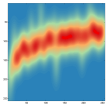	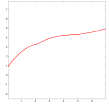	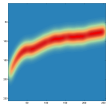
y=ln(x)_Noise=0.25_Outlier=1_ratio=4 distance(point, trend): 154272.042532 distance(line, trend): 127511.062749 Algorithm choice: **Line Graph** User choice: **Both Bad**				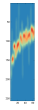	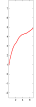	

ID	ScatterPlot	PointDensityField	LineGraph	LineDensityField	LoessFit	LoessFitDensityField
y=ln(x)_Noise=0.5_Outlier=0_ratio=0.1 distance(point, trend): 105696.675636 distance(line, trend): 82727.980647 Algorithm choice: **Line Graph** User choice: **Scatter Plot**	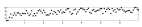					
y=ln(x)_Noise=0.5_Outlier=0_ratio=0.25 distance(point, trend): 197865.052263 distance(line, trend): 267195.551520 Algorithm choice: **Scatter Plot** User choice: **Scatter Plot**	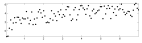				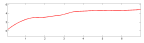	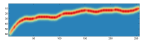
y=ln(x)_Noise=0.5_Outlier=0_ratio=1 distance(point, trend): 977810.630150 distance(line, trend): 2011318.491400 Algorithm choice: **Scatter Plot** User choice: **Both Bad**	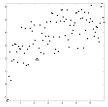	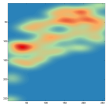	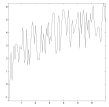	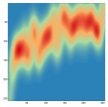	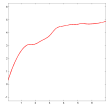	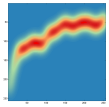
y=ln(x)_Noise=0.5_Outlier=0_ratio=4 distance(point, trend): 317452.501933 distance(line, trend): 183075.401731 Algorithm choice: **Line Graph** User choice: **Both Bad**				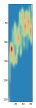		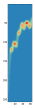
y=ln(x)_Noise=0.5_Outlier=1_ratio=0.1 distance(point, trend): 76073.370639 distance(line, trend): 74389.037084 Algorithm choice: **Line Graph** User choice: **Both Bad**	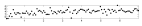					
y=ln(x)_Noise=0.5_Outlier=1_ratio=0.25 distance(point, trend): 146872.250359 distance(line, trend): 292628.111957 Algorithm choice: **Scatter Plot** User choice: **Both Bad**					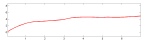	
y=ln(x)_Noise=0.5_Outlier=1_ratio=1 distance(point, trend): 671425.133356 distance(line, trend): 2334767.166271 Algorithm choice: **Scatter Plot** User choice: **Both Bad**	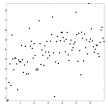	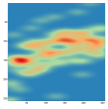	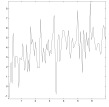	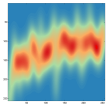	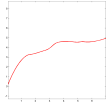	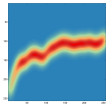
y=ln(x)_Noise=0.5_Outlier=1_ratio=4 distance(point, trend): 341813.569552 distance(line, trend): 238481.850517 Algorithm choice: **Line Graph** User choice: **Both Bad**				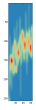		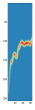

ID	ScatterPlot	PointDensityField	LineGraph	LineDensityField	LoessFit	LoessFitDensityField
y=ln(x)_Noise=0.75_Outlier=0_ratio=0.1 distance(point, trend): 139073.831775 distance(line, trend): 90254.806740 Algorithm choice: **Line Graph** User choice: **Scatter Plot**				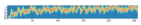		
y=ln(x)_Noise=0.75_Outlier=0_ratio=0.25 distance(point, trend): 253094.968501 distance(line, trend): 239440.917202 Algorithm choice: **Line Graph** User choice: **Both Bad**				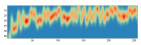	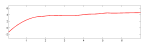	
y=ln(x)_Noise=0.75_Outlier=0_ratio=1 distance(point, trend): 1280178.499652 distance(line, trend): 2141278.676794 Algorithm choice: **Scatter Plot** User choice: **Both Bad**	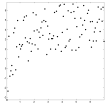	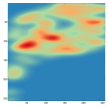	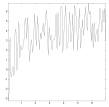	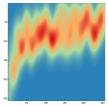	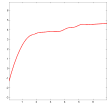	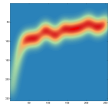
y=ln(x)_Noise=0.75_Outlier=0_ratio=4 distance(point, trend): 348068.447559 distance(line, trend): 177642.829029 Algorithm choice: **Line Graph** User choice: **Both Bad**				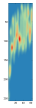	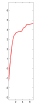	
y=ln(x)_Noise=0.75_Outlier=1_ratio=0.1 distance(point, trend): 105085.411113 distance(line, trend): 49290.935072 Algorithm choice: **Line Graph** User choice: **Both Good**	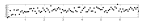			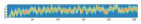		
y=ln(x)_Noise=0.75_Outlier=1_ratio=0.25 distance(point, trend): 238488.410651 distance(line, trend): 278658.316491 Algorithm choice: **Scatter Plot** User choice: **Scatter Plot**	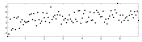			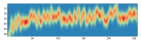	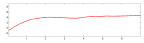	
y=ln(x)_Noise=0.75_Outlier=1_ratio=1 distance(point, trend): 1187911.062676 distance(line, trend): 2353484.462379 Algorithm choice: **Scatter Plot** User choice: **Both Bad**	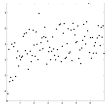	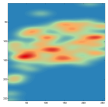	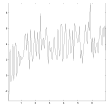	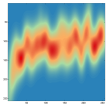	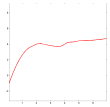	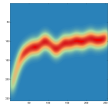
y=ln(x)_Noise=0.75_Outlier=1_ratio=4 distance(point, trend): 400556.583659 distance(line, trend): 180507.059072 Algorithm choice: **Line Graph** User choice: **Both Bad**				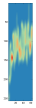		

ID	ScatterPlot	PointDensityField	LineGraph	LineDensityField	LoessFit	LoessFitDensityField
y=ln(x)_Noise=0_Outlier=0_ratio=0.25 distance(point, trend): 141116.273487 distance(line, trend): 8864.407119 Algorithm choice: **Line Graph** User choice: **Line Graph**	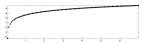	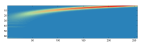	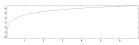		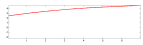	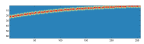
y=ln(x)_Noise=0_Outlier=0_ratio=1.01 distance(point, trend): 836586.113397 distance(line, trend): 96722.920224 Algorithm choice: **Line Graph** User choice: **Line Graph**	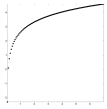	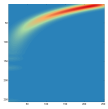	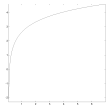	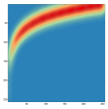	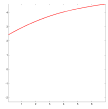	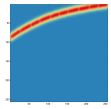
y=ln(x)_Noise=0_Outlier=0_ratio=1 distance(point, trend): 845123.420140 distance(line, trend): 112299.092308 Algorithm choice: **Line Graph** User choice: **Line Graph**	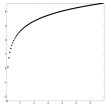	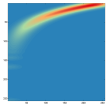		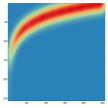	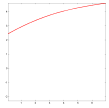	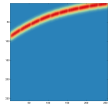
y=ln(x)_Noise=0_Outlier=0_ratio=4 distance(point, trend): 44657.534603 distance(line, trend): 26466.659631 Algorithm choice: **Line Graph** User choice: **Line Graph**		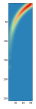				
y=ln(x)_Noise=0_Outlier=1_ratio=0.16 distance(point, trend): 95393.048623 distance(line, trend): 181533.400454 Algorithm choice: **Scatter Plot** User choice: **Scatter Plot**		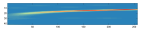			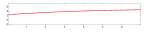	
y=ln(x)_Noise=0_Outlier=1_ratio=0.25 distance(point, trend): 164516.990786 distance(line, trend): 334248.017956 Algorithm choice: **Scatter Plot** User choice: **Scatter Plot**		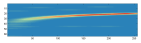			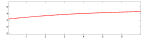	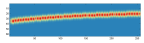
y=ln(x)_Noise=0_Outlier=1_ratio=1 distance(point, trend): 331710.500943 distance(line, trend): 954439.340304 Algorithm choice: **Scatter Plot** User choice: **Scatter Plot**	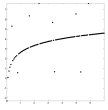		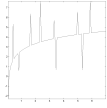	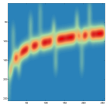	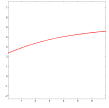	
y=ln(x)_Noise=0_Outlier=1_ratio=4 distance(point, trend): 32205.827300 distance(line, trend): 74520.208330 Algorithm choice: **Scatter Plot** User choice: **Scatter Plot**					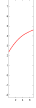	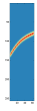

28 Outlier Data Comparison Results

ID	ScatterPlot	PointDensityField	LineGraph	LineDensityField	LoessFit	LoessFitDensityField
sinx_Noise=0_Outlier=0.01_ratio=1 distance(point, trend): 1119026.947779 distance(line, trend): 754430.303493 Algorithm choice: **Line Graph** User choice: **Scatter Plot**		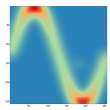	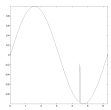	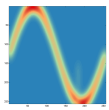	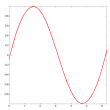	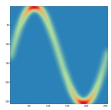
sinx_Noise=0_Outlier=0.05_ratio=1 distance(point, trend): 609691.603175 distance(line, trend): 657776.194269 Algorithm choice: **Scatter Plot** User choice: **Scatter Plot**	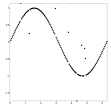	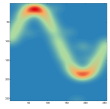	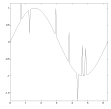	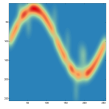	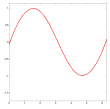	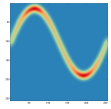
sinx_Noise=0_Outlier=0.15_ratio=1 distance(point, trend): 722893.682338 distance(line, trend): 1166603.472006 Algorithm choice: **Scatter Plot** User choice: **Scatter Plot**	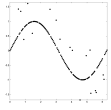	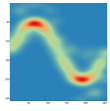	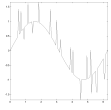	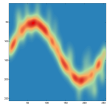	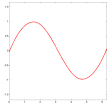	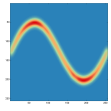
sinx_Noise=0_Outlier=0.1_ratio=1 distance(point, trend): 495539.520718 distance(line, trend): 768390.371934 Algorithm choice: **Scatter Plot** User choice: **Scatter Plot**	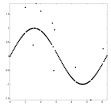	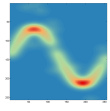	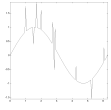	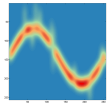	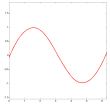	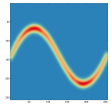
sinx_Noise=0_Outlier=0.25_ratio=1 distance(point, trend): 908054.100384 distance(line, trend): 930861.873441 Algorithm choice: **Scatter Plot** User choice: **Scatter Plot**	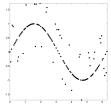	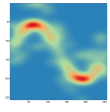	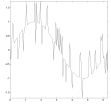	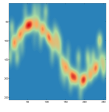	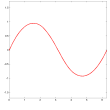	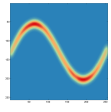
sinx_Noise=0_Outlier=0.2_ratio=1 distance(point, trend): 711390.578752 distance(line, trend): 1150674.356939 Algorithm choice: **Scatter Plot** User choice: **Scatter Plot**	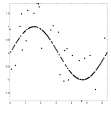	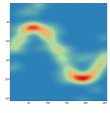		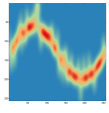	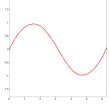	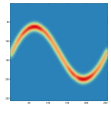
sinx_Noise=0_Outlier=0_ratio=1 distance(point, trend): 1128355.113492 distance(line, trend): 871209.722345 Algorithm choice: **Line Graph** User choice: **Both Good**		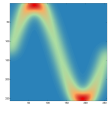	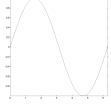	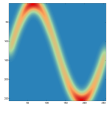	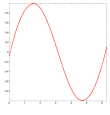	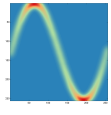
x2_Noise=0_Outlier=0.01_ratio=1 distance(point, trend): 123727.683380 distance(line, trend): 1261659.143219 Algorithm choice: **Scatter Plot** User choice: **Scatter Plot**	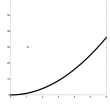	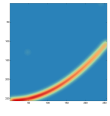	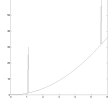	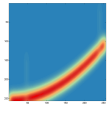	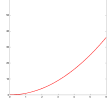	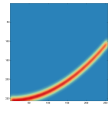

ID	ScatterPlot	PointDensityField	LineGraph	LineDensityField	LoessFit	LoessFitDensityField
x2_Noise=0_Outlier=0.05_ratio=1 distance(point, trend): 395555.116231 distance(line, trend): 1196528.600747 Algorithm choice: **Scatter Plot** User choice: **Scatter Plot**	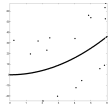	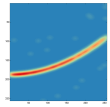		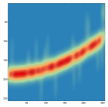	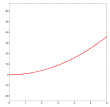	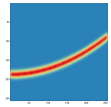
x2_Noise=0_Outlier=0.15_ratio=1 distance(point, trend): 241289.874326 distance(line, trend): 1157017.760075 Algorithm choice: **Scatter Plot** User choice: **Scatter Plot**	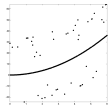			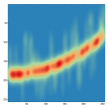	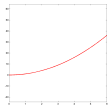	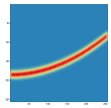
x2_Noise=0_Outlier=0.1_ratio=1 distance(point, trend): 308038.809405 distance(line, trend): 1108291.225957 Algorithm choice: **Scatter Plot** User choice: **Scatter Plot**	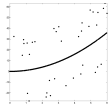	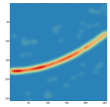			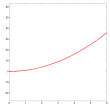	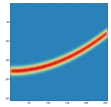
x2_Noise=0_Outlier=0.25_ratio=1 distance(point, trend): 160503.188438 distance(line, trend): 1307199.018719 Algorithm choice: **Scatter Plot** User choice: **Scatter Plot**	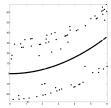				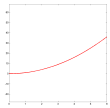	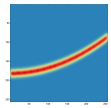
x2_Noise=0_Outlier=0.2_ratio=1 distance(point, trend): 171985.442280 distance(line, trend): 1092029.680424 Algorithm choice: **Scatter Plot** User choice: **Scatter Plot**	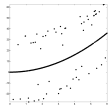				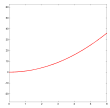	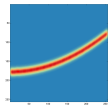
x2_Noise=0_Outlier=0_ratio=1 distance(point, trend): 471833.964535 distance(line, trend): 985419.859787 Algorithm choice: **Scatter Plot** User choice: **Both Good**		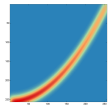		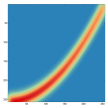	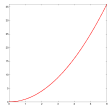	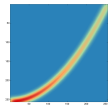
gamma(2,16)_Noise=0_Outlier=0.01_ratio=1 distance(point, trend): 745160.348318 distance(line, trend): 1394314.966018 Algorithm choice: **Scatter Plot** User choice: **Scatter Plot**	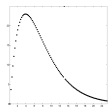			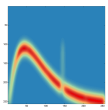	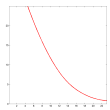	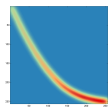
gamma(2,16)_Noise=0_Outlier=0.05_ratio=1 distance(point, trend): 500545.678259 distance(line, trend): 1374052.361424 Algorithm choice: **Scatter Plot** User choice: **Scatter Plot**	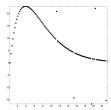			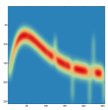	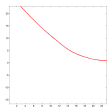	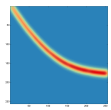

ID	ScatterPlot	PointDensityField	LineGraph	LineDensityField	LoessFit	LoessFitDensityField
gamma(2,16)_Noise=0_Outlier=0.15_ratio=1 distance(point, trend): 824394.647435 distance(line, trend): 1149704.041613 Algorithm choice: **Scatter Plot** User choice: **Scatter Plot**	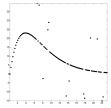				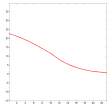	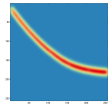
gamma(2,16)_Noise=0_Outlier=0.1_ratio=1 distance(point, trend): 688817.051424 distance(line, trend): 1423206.924266 Algorithm choice: **Scatter Plot** User choice: **Scatter Plot**	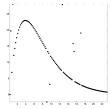		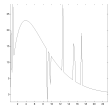	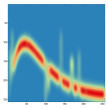	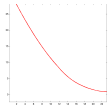	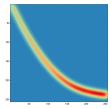
gamma(2,16)_Noise=0_Outlier=0.25_ratio=1 distance(point, trend): 875486.258697 distance(line, trend): 1468469.307895 Algorithm choice: **Scatter Plot** User choice: **Scatter Plot**	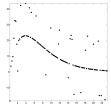			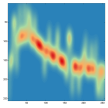	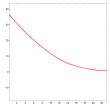	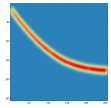
gamma(2,16)_Noise=0_Outlier=0.2_ratio=1 distance(point, trend): 770777.405467 distance(line, trend): 1210056.078134 Algorithm choice: **Scatter Plot** User choice: **Scatter Plot**	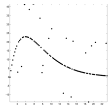			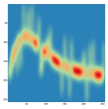	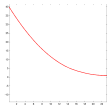	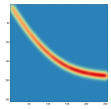
gamma(2,16)_Noise=0_Outlier=0_ratio=1 distance(point, trend): 732404.000179 distance(line, trend): 1750819.707892 Algorithm choice: **Scatter Plot** User choice: **Both Good**	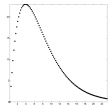	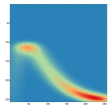		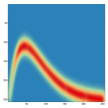	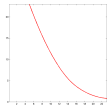	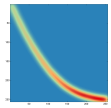
gaussian5_Noise=0_Outlier=0.01_ratio=1 distance(point, trend): 1384195.366200 distance(line, trend): 489515.594883 Algorithm choice: **Line Graph** User choice: **Scatter Plot**	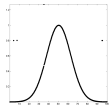	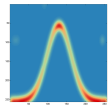	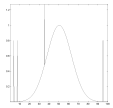	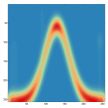	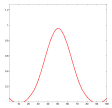	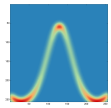
gaussian5_Noise=0_Outlier=0.05_ratio=1 distance(point, trend): 182849.235480 distance(line, trend): 718208.889453 Algorithm choice: **Scatter Plot** User choice: **Scatter Plot**	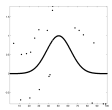	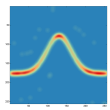		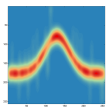	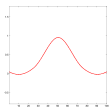	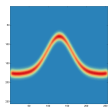
gaussian5_Noise=0_Outlier=0.15_ratio=1 distance(point, trend): 353150.442272 distance(line, trend): 551945.583980 Algorithm choice: **Scatter Plot** User choice: **Scatter Plot**	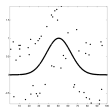	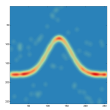		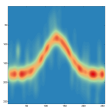	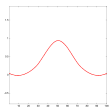	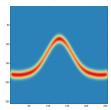

ID	ScatterPlot	PointDensityField	LineGraph	LineDensityField	LoessFit	LoessFitDensityField
gaussian5_Noise=0_Outlier=0.1_ratio=1 distance(point, trend): 288726.836272 distance(line, trend): 994480.828159 Algorithm choice: **Scatter Plot** User choice: **Scatter Plot**	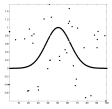	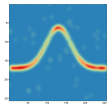		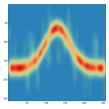	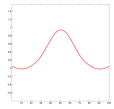	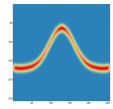
gaussian5_Noise=0_Outlier=0.25_ratio=1 distance(point, trend): 578021.898296 distance(line, trend): 677790.177532 Algorithm choice: **Scatter Plot** User choice: **Scatter Plot**	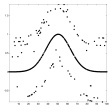	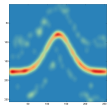		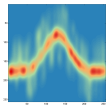	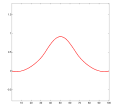	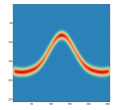
gaussian5_Noise=0_Outlier=0.2_ratio=1 distance(point, trend): 404319.236499 distance(line, trend): 1012223.953828 Algorithm choice: **Scatter Plot** User choice: **Scatter Plot**	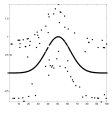	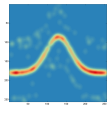	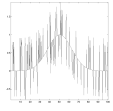	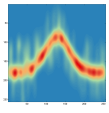	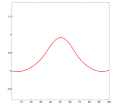	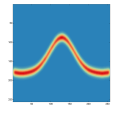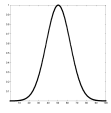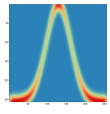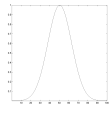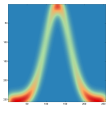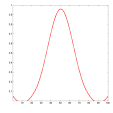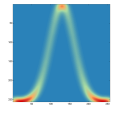
gaussian5_Noise=0_Outlier=0_ratio=1 distance(point, trend): 1288405.973715 distance(line, trend): 9582.652638 Algorithm choice: **Line Graph** User choice: **Both Good**